

# CORONATION REVIEW OF THE FLEET



BY

HER MAJESTY THE QUEEN

AT SPITHEAD ON MONDAY 15<sup>TH</sup> JUNE 1953

OFFICIAL SOUVENIR PROGRAMME PRICE 2/-

*Published under the Authority of the Commander-in-Chief Portsmouth*

# BADGES WORN BY RATINGS IN THE ROYAL NAVY

## CAP BADGES



Chief Petty Officer



Petty Officer



Other ratings not dressed as seamen

Note: Ratings dressed as seamen wear lettered cap ribbons.

## GOOD CONDUCT BADGES



4 years



8 years



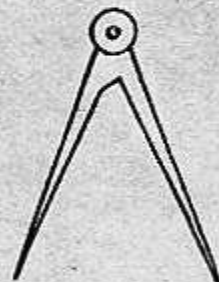
12 years

Worn on the left arm, below the rating badges (if any). These badges are not worn by Chief Petty Officers.

## BADGES DENOTING SPECIAL DUTIES OR QUALIFICATIONS WITHIN BRANCHES



C.P.O. Coxswain  
Worn as a branch badge by C.P.O. or acting C.P.O. Quartermaster Coxswains.



Navigators Yeoman  
Worn on the right cuff in addition to the 3rd Class Quartermaster Branch badge on the arm.



Master-at-Arms  
Worn as a branch badge.

## MISCELLANEOUS BADGES



Naval Patrol Armlet




Armlet for use by Petty Officers on Watchcoats



Good Shooting Badge



Buglers Badge



P.O. Artificer Apprentice

These badges are worn on the right cuff. Divers 2 and 3 wear a divers helmet badge (similar to the Divers Branch badge) on the cuff in addition to their branch badge.

## RATING BADGES



Petty Officer



Leading Rate

Worn on the left arm.

## R.N.R. AND R.N.V.R. GOOD SERVICE BADGES



4 years



8 years



12 years

Worn on the left arm below the rating badge (if any). These badges may be worn in addition to Good Conduct badges, provided that the combined number does not exceed three, and that Good Conduct badges are worn superior to Good Service badges.

## FLYING BADGES FOR AIRCREWS



Pilots



Aircrewmen



Aircrewmen (U)

Worn on Blue uniform (other than working dress) by C.P.Os. on the cuff of the left sleeve  $\frac{1}{4}$  inch above the centre button, and by other ratings  $1\frac{1}{2}$  inches from the end of the left sleeve, or  $1\frac{1}{2}$  inches above the point of the left cuff of jumpers with cuffs. On blue serge working dress these badges are worn above the left breast pocket of the blouse. On white uniform they are worn  $1\frac{1}{2}$  inches above the left breast pocket of the tunic, or immediately above the top row of medal ribbons. They are not worn on tropical shirts.

## BOYS' BADGES



Advanced Class Boy



Leading Boy



P.O. Boy



Instructor Boy



Boy Marksman



Boy Coxswain

## LETTERS INDICATING SPECIALIZATION

**Gunnery Branch**  
Quarters Gunlayer Control  
Anti-Aircraft Radar Control  
Quarters Armourer  
Control Armourer

Q  
L  
C  
A  
R  
QA  
CA

**Clearance Diver Divers Branch Badge**  
**Torpedo and Anti-Submarine Branch**  
Underwater Weapons  
Underwater Control  
Mine Defence  
Seaward Defence

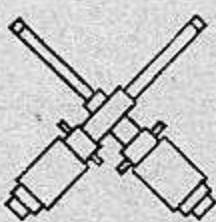











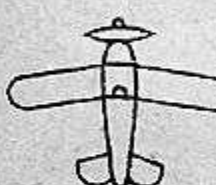
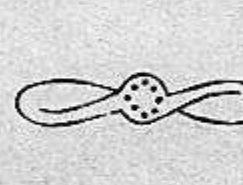
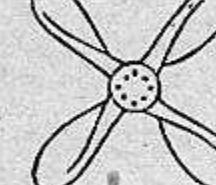




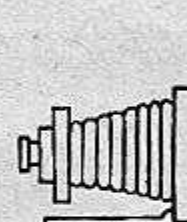




**Coder Branch**  
Educational  
Special

C  
E  
S

Note 1.—Pilots' mates will wear a badge consisting of a two-bladed propeller on the right cuff in addition to the appropriate branch badge on the right arm.

## DESIGNS OF BRANCH BADGES

Worn on the right arm, except by Chief Petty Officers, who wear the badges in pairs on the collars of blue uniform, or on the right cuff of white uniform. They are not worn on tropical shirts. The device on the badge indicates the branch to which the rating belongs. Artificers do not wear branch badges.

 <b>Gunnery</b>	 <b>Radar Plot</b>	 <b>Torpedo and Anti-Submarine</b>	 <b>Coxswain</b>	 <b>Surveying Recorder</b>	 <b>Boom Defence</b>
 <b>Signal</b>	 <b>Coder</b>	 <b>Telegraphist</b>	 <b>Stoker Mechanic</b>	 <b>Mechanicians (not entitled to Trade Pay)</b>	 <b>Regulating</b>
 <b>Naval Airmen</b>	 <b>Naval Airmen (S.A.M.)</b>	 <b>Aircraft Mechanicians (not entitled to Trade Pay)</b>	 <b>Physical and Recreational Training</b>	 <b>Electrical</b>	 <b>Supply and Secretariat</b>
 <b>Artisans</b>	 <b>Photographer</b>	 <b>Sailmakers</b>	 <b>Divers</b>	 <b>Sick Berth</b>	 <b>R.N.V. (Postal) Reserve</b>

### ADDITION OF STARS AND CROWNS TO BRANCH BADGES


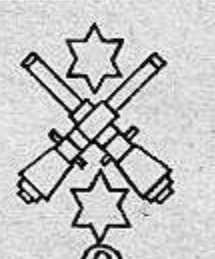




Stars and Crowns are added to Branch badges, as illustrated by the following group of gunnery badges, as follows:

#### PETTY OFFICERS AND BELOW

#### CHIEF PETTY OFFICERS

	ONE STAR	TWO STARS	CROWN	CROWN	CROWN AND ONE STAR
Seamen and Naval Airmen Branches (except Naval Airmen Fitters and Mechanics A, E and O). Other branches and Naval Airmen Fitters and Mechanics A, E and O.	3rd Class Part II or Specialist Qualification	2nd Class Part II or Specialist Qualification	1st Class Part II or Specialist Qualification	2nd Class or lower Part II or Specialist Qualification	1st Class Part II or Specialist Qualification
	Technical qualification for Able Rate	Technical qualification for Leading Rate	P.O. qualified for higher rate of pay	C.P.Os. qualified for lower rate of pay	C.P.Os. qualified for higher rate of pay

C.P.O., P.O. and confirmed Leading Ratings qualified as Gunnery, T. and A.S., Radar Plot, Wireless, Signalling Instructors and Staff Physical and Recreational Training Instructors wear a crown and two stars.

 <b>P.O. and below QR 3rd Class</b>	 <b>P.O. and below QR 2nd Class</b>	 <b>QR 1st Class (P.O. or confirmed leading rate)</b>	 <b>C.P.O., QR 2nd or 3rd Class</b>	 <b>C.P.O., QR 1st Class</b>	 <b>C.P.O., P.O., or confirmed leading rate, Gunnery Instructor</b>
---	---	--	---	--	---


### WITHIN BRANCHES (But not Qualification)

Naval Airman Branch	Electrical Branch	Supply and Secretariat Branch	Sick Berth Branch
With Aeroplane badge:	Electrician	Writer	State-Registered Male Nurse
Aircraft Handler <b>H</b>	Electrician (Air) <b>L</b>	Stores <b>W</b>	Nurse <b>N</b>
Safety Equipment <b>SE</b>	Radio Electrician <b>AL</b>	Cook <b>S</b>	Radiographer <b>X</b>
Fitter and Mechanic (A) <b>A</b>	Radio Electrician (Air) <b>R</b>	Officers' Steward <b>C</b>	Physiotherapist <b>M</b>
Fitter and Mechanic (E) <b>E</b>		Officers' Cook <b>OS</b>	Hygiene Inspector <b>H</b>
Fitter and Mechanic (O) <b>O</b>		Stenographer <b>OC</b>	Laboratory Assistant <b>L</b>
Met. Observer <b>MET</b>		Victualling <b>ST</b>	Mental Nurse <b>P</b>
Photographer <b>P</b>			Operating Room Attendant <b>O</b>
			Dental Attendant <b>D</b>


Note 2.—The letters are worn below the branch badge, except that for Electrical and Supply and Secretariat branches the letters are included in the centre of the badges, and for Coders the letters are included in the right-hand page of the open book.

# MARKS OF RANK IN THE UNIFORMS OF OFFICERS OF THE ROYAL NAVY


## ADMIRAL OF THE FLEET



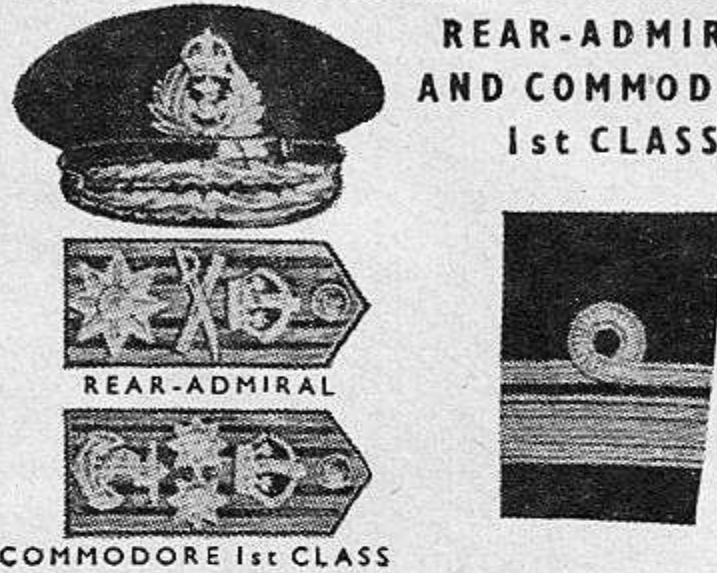
## ADMIRAL




## VICE-ADMIRAL




## REAR-ADMIRAL AND COMMODORE 1st CLASS




## COMMODORE 2nd CLASS R.N.




## CAPTAIN R.N.




## COMMANDER R.N.




## LIEUTENANT-COMMANDER R.N.




## LIEUTENANT R.N.



## SUB-LIEUTENANT AND SENIOR COMMISSIONED OFFICER (BRANCH RANK) R.N.



## COMMISSIONED OFFICER (BRANCH RANK) R.N.



## MIDSHIPMAN



Midshipmen wear no gold lace on sleeve or shoulder. The collar patch and braid are white.


## CADET



Cadets wear no gold lace on sleeve or shoulder. The twisted braid below the button is white.

## PILOT

## OBSERVER



Officers qualified as pilots or observers wear wings above the gold lace on the left sleeve.

## DISTINCTION CLOTH OF VARIOUS BRANCHES

(worn between the stripes or below a single stripe)

Executive: Nil	Supply and Secretariat: White
Engineer } Purple	Shipwright: Silver
Ordnance } Purple	
Electrical: Dark Green	Grey
Instructor: Light Blue	Wardmaster: Salmon
Medical: Scarlet	Pink
Dental: Orange	

A Chaplain's uniform bears no marks of rank: a gilt Maltese Cross is worn on shoulder straps and the cap badge is modified, the wreath of gold laurel leaves being replaced by a wreath of laurel leaves embroidered in black silk, edged and veined in gold.

Officers of the Royal Corps of Naval Constructors when in uniform wear silver grey distinction cloth.

## R.N.R. AND R.N.V.R. OFFICERS

The distinction lace of R.N.R. and R.N.V.R. Officers is the same as that for R.N. Officers, with the following exceptions:

- Permanent and Honorary Officers of the R.N.R. and R.N.V.R., except those of the R.N.V.R. Air Branch, wear the letter 'R' in the curl.
- Permanent Officers of the R.N.V.R. Air Branch wear an 'A' in the curl.
- Temporary Officers of the R.N.R. and R.N.V.R. wear a wavy curl of thinner lace. R.N.V.R. Air Branch Officers wear a letter 'A' in the curl.

(d) Officers holding temporary commissions in the R.N.V.R. for duty with Sea Cadet Corps or Combined Cadet Force wear wavy lace with the letters 'S.C.' or 'C.C.F.' in the wavy curl.

(e) During mobilized service Reserve Officers, subject to certain conditions, wear the distinction lace of their R.N. counterparts, with the addition of the letter 'A' in the case of R.N.V.R. Air Branch Officers.

All Reserve Officers wear buttons on their uniforms which indicate the Reserve to which they belong.